





Pure silk is elegant and incomparable in its texture to wear.

Cool in summer and warm in winter.

To retain its beauty please note the following points:



Dark colours can bleed. Not always does the manufacturer pretreat the silk to reduce any further bleeding. In the case of single colours, there is no problem and they are best washed separately with **tenestar** following the recommendations. Interlined items are mostly not washable as the lining could either shrink or stretch.



The following tips are particularly for coloured printed and woven fabrics and hand painted silk where light and dark colours are combined:

Before the first wash dampen a piece of fabric and iron it on a white cloth with the iron on the silk setting until dry. If the white cloth remains unstained then all is well. If not, then there are two options; either a very good dry cleaner capable of

dealing with pure silk and guaranteeing the outcome or you may wish to wash the item yourself observing the following points:

Prepare a **tenestar** solution using enough water to allow the item to flow freely and observe it constantly.

Immerse the item and if the solution shows signs of the colour bleeding, move the item from side to side constantly and renew the solution several times. Generally a short wash is sufficient but do not forget to ensure constant movement! Thoroughly rinse, do not wring but gently pat out excess water and leave to dry flat on towels. Do not forget to insert towels between the front and back and into the sleeves.



Stains: New silk garments should be washed until the colours stop bleeding. Put pure **tenestar** on the stain for

approx. 10 minutes and then wash the garment as normal. Stains on silk items where the colours no longer bleed after several washes may be treated with pure **tenestar** on the stain for 15 minutes and then washed.



Printed stronger silk materials for example used for interior furnishings, sheets and pillow cases, linen and curtains made of pure silk can be treated as follows:

Select a programme for colours with gentle spin at approx. 30° to 40° C adding **tenestar** to your machine. Do not select a wool programme as the drum movement is too gentle.

The quick movement of the drum avoids bleeding of the colours. You therefore achieve the same effect as described above using a hand wash. Remove printed articles immediately from the

washing machine at the end of the spin and dry using the same method as for hand wash (i.e. insert towels).

N.B. – silk may shrink by up to 10-15% – curtains require special attention.



Ironing silk: A lot of mistakes are made when ironing silk.

We recommend silk should be ironed while still damp from the left side. Attention should be given to seams, openings, buttonholes and pockets to avoid pressing through to material underneath. After ironing leave to dry before putting away.

We recommend washing of silk fabrics before production due to approx. 10 - 15% shrinkage. For sewing use very thin needles and only pure silk thread.

Handwoven silk materials can shrink even more if they

are soaked for longer. Therefore only use a short wash if not too soiled. Iron while still very damp as the fabric stretches better.



Lingerie – this is available in mixtures – for example wool/silk or wool/cotton – we recommend washing these with our product **tenemoll** which retains the softness of them.

Do not ever wash pure silk with a hair shampoo as sometimes recommended.

The ingredients for removing grease in your hair are not suitable for silk. The silk will lose its shine.

Therefore we recommend that only **tenestar** should be used for silk.


tenestar is also suitable for CUPRO and similar silk type fabrics.




Care for cotton, linen, hemp and ramie:

tenetex washes delicate pieces of cotton, linen, hemp and ramie and can be used either by hand or in the washing machine.

Knitted garments should only be washed by hand.



tenetex washes gently and thoroughly. Colours stay bright. It eliminates the use of vinegar with the last rinse.



Stains should be treated before the wash by putting a few drops of **tenetex** onto the stain for approx. 15 minutes, then wash normally.

Temperature can be selected up to 60° C. Wash dark colours separately from light colours. Items with mixed colours, printed and knitted items are best washed by hand. Once the water stays clear when washing by hand, the washing machine can then be used for the item.

If there is bleeding, immediately use a new wash solution and move the item constantly and rinse thoroughly.

Squeeze gently and remove excess moisture by rolling in towels. Hang up to dry. Knitted items should only be dried flat by stretching them into shape.




Pure wool, angora, mohair, alpaca and cashmere need very special attention.

tenemoll was specially created for these very delicate wool fibres.

Using the wrong detergent can cause a disaster.

Coloured and normal detergents contain enzymes which will damage the molecule of these wool fibres. This could result in holes in the garment after several washes.




Precious garments in wool should always be washed by hand only.

Only wool garments carrying the Superwash label or marked as suitable for the washing machine should therefore be washed by machine.

tenemoll retains that soft and fluffy texture of wool without adding special conditioners. It is for this reason that wools retain their shape and do not stretch which often results from using conditioners. You can wash with cold or lukewarm water soaking for 10 minutes, then gently squeeze but do not rub or wring.


Stains should be treated with a few drops of **tenemoll** for 15 minutes before washing. Then wash as described above. After washing put the garments on a towel in their shape and roll up the towel. Unroll after approx. half an hour and dry flat.

Do not expose to heating or sun. During the drying period fluff up occasionally.




Light shades and very colourful wool should be washed separately.

Items with light and dark colours should be moved constantly whilst in the solution and should the solution show signs of bleeding, renew the solution immediately. When you have a mixture of materials for example silk, angora or cotton, always choose the washing solution for the most delicate fibre of the mixture. In this example it would be **tenemoll** for angora as angora is the most delicate of the three.



Angora is extremely delicate and not intended for heavy use. In an angora sweater you

should not perspire as otherwise it will shrivel under the arms or wherever else perspiration occurs. Sizes should be generous. Should you knit yourself ensure you do not knit too tight.



Down jackets may also be washed beautifully with tenemoll.

Stains should be treated with pure **tenemoll** for 15 minutes. Choose a programme with a temperature of no more than a gentle 30° C and gentle spin. After the spin fluff up well and place in tumble dryer with 5 to 8 light coloured tennis balls. The timing for the tumble dryer depends on the size of garment. If no tumble dryer is available, then the down garment needs to be fluffed up frequently. Best results are obtained with the tumble dryer.

We cannot guarantee success if you follow the tips for wash care mentioned above. Instead, we hope we have given you a few helpful suggestions and we would be glad to hear from you should you have any additional ideas or questions. Please also note the instructions on the bottles.

These products are based on natural ingredients and are especially kind to your skin. They contain no phosphates, optical brighteners or bleaching agents.

Despite this, the products wash very efficiently. Colours stay bright, retaining the unique texture of the natural fibres.



Enzyme free, biologically degradable OECD Screening Test without Formaldehyde and Katoen.

► Obtainable only in stores, fashion boutiques or lingerie and linen retailers.

For enquiries please contact:

INTERVALL Textilpflegemittel GmbH
Postfach 10 05 27
D-41005 Moenchengladbach
Tel.: 0049-2161-60 22 72, FAX 65 12 57
Internet: <http://www.intervall.de> and
<http://intervall.com>
e-mail: info@intervall.de

CARE FOR NATURAL FABRICS WITHOUT RISK...



for pure silk
and viscose



for wool, angora,
mohair, cashmere



for cotton, linen,
hemp, ramie

Tips for washing and care of garments